

# Cynomolgus TNFR2/CD120b/TNFRSF1B Protein

Cat. No. TNF-CM1R2

## Description

<b>Source</b>	Recombinant Cynomolgus TNFR2/CD120b/TNFRSF1B Protein is expressed from HEK293 with His tag at the C-Terminus. It contains Leu23-Asp257.
<b>Accession</b>	A0A2K5VEV7
<b>Molecular Weight</b>	The protein has a predicted MW of 26.1 kDa. Due to glycosylation, the protein migrates to 49-60 kDa based on Bis-Tris PAGE result.
<b>Endotoxin</b>	Less than 1EU per µg by the LAL method.
<b>Purity</b>	> 95% as determined by Bis-Tris PAGE > 95% as determined by HPLC

## Formulation and Storage

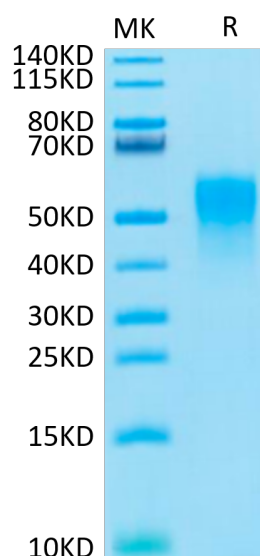
<b>Formulation</b>	Lyophilized from 0.22µm filtered solution in PBS (pH 7.4). Normally 8% trehalose is added as protectant before lyophilization.
<b>Reconstitution</b>	Centrifuge the tube before opening. Reconstituting to a concentration more than 100 µg/ml is recommended. Dissolve the lyophilized protein in distilled water.
<b>Storage</b>	-20 to -80°C for 12 months as supplied from date of receipt. -80°C for 3 months after reconstitution. Recommend to aliquot the protein into smaller quantities for optimal storage. Please minimize freeze-thaw cycles.

## Background

Tumor Necrosis Factor Receptor II (TNF RII), also known as TNFRSF1B, p75/p80, and CD120b, is a type I transmembrane protein that belongs to the TNF receptor superfamily. It has a molecular weight of approximately 75 kDa. Receptor with high affinity for TNFSF2/TNF- $\alpha$  and approximately 5-fold lower affinity for homotrimeric TNFSF1/lymphotoxin- $\alpha$ . The TRAF1/TRAF2 complex recruits the apoptotic suppressors BIRC2 and BIRC3 to TNFRSF1B/TNFR2. This receptor mediates most of the metabolic effects of TNF- $\alpha$ . Isoform 2 blocks TNF- $\alpha$ -induced apoptosis, which suggests that it regulates TNF- $\alpha$  function by antagonizing its biological activity.

## Assay Data

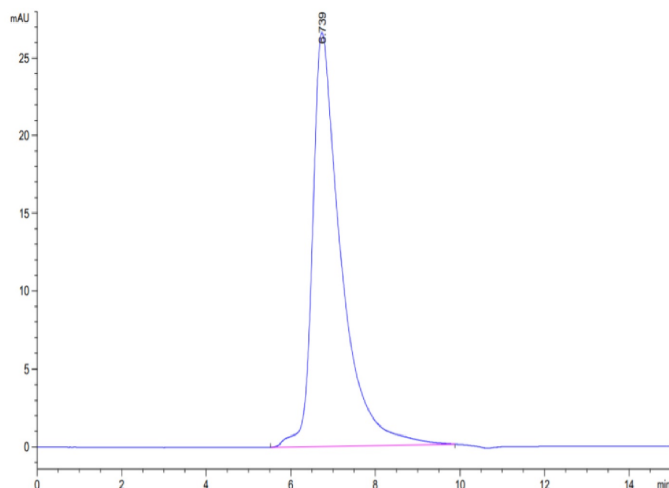
### Bis-Tris PAGE



Cynomolgus TNFR2 on Bis-Tris PAGE under reduced condition. The purity is greater than 95%.

### SEC-HPLC

Assay Data

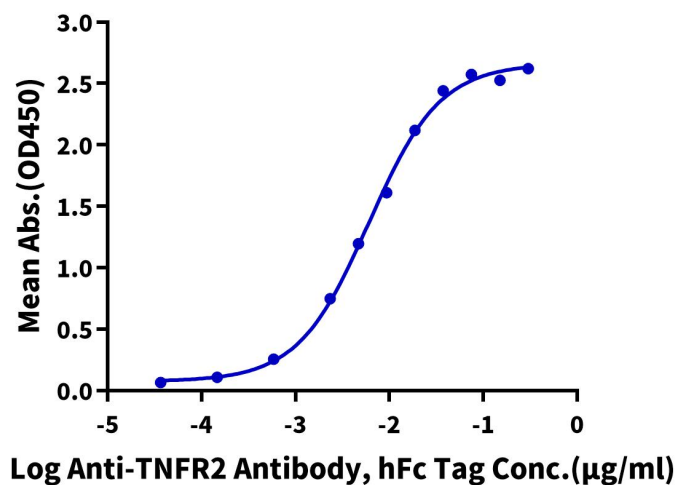


The purity of Cynomolgus TNFR2 is greater than 95% as determined by SEC-HPLC.

ELISA Data

**Cynomolgus TNFR2, His Tag ELISA**

0.1 µg Cynomolgus TNFR2, His Tag Per Well



Immobilized Cynomolgus TNFR2, His Tag at 1 µg/ml (100 µl/Well) on the plate. Dose response curve for Anti-TNFR2 Antibody, hFc Tag with the EC50 of 6.0 ng/ml determined by ELISA (QC Test).